

TEL: (858) 621-2700
 URL: www.zcomm.com
 EMAIL: applications@zcomm.com

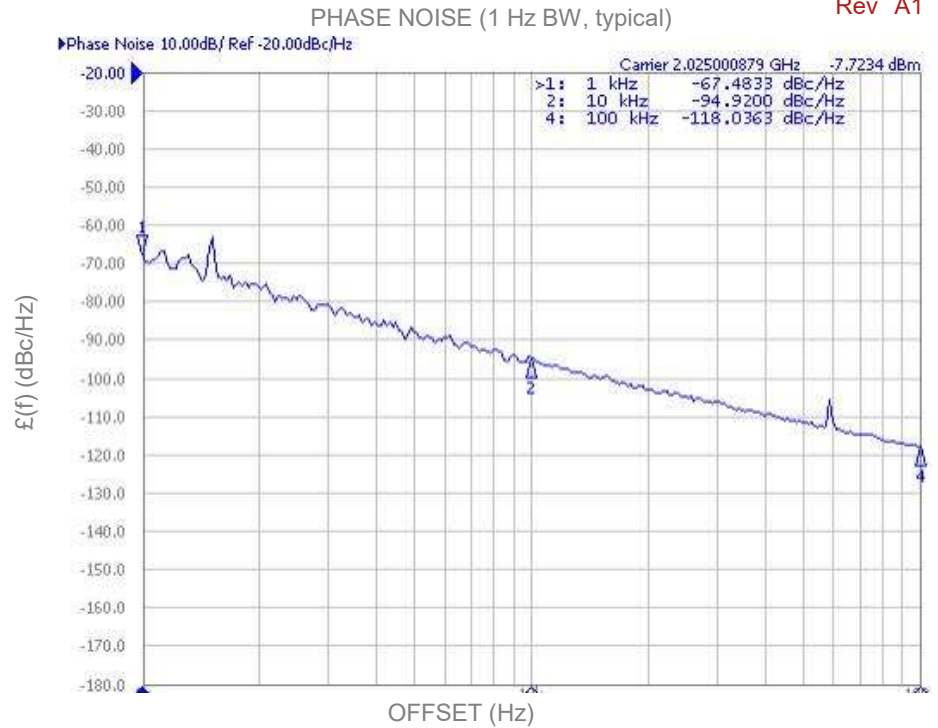
Voltage-Controlled Oscillator Surface Mount Module

Applications

Mobile Radios
 Satellite Communications

Application Notes

AN-101: Mounting and Grounding
 AN-102: Output Loading
 AN-107: Manual Soldering

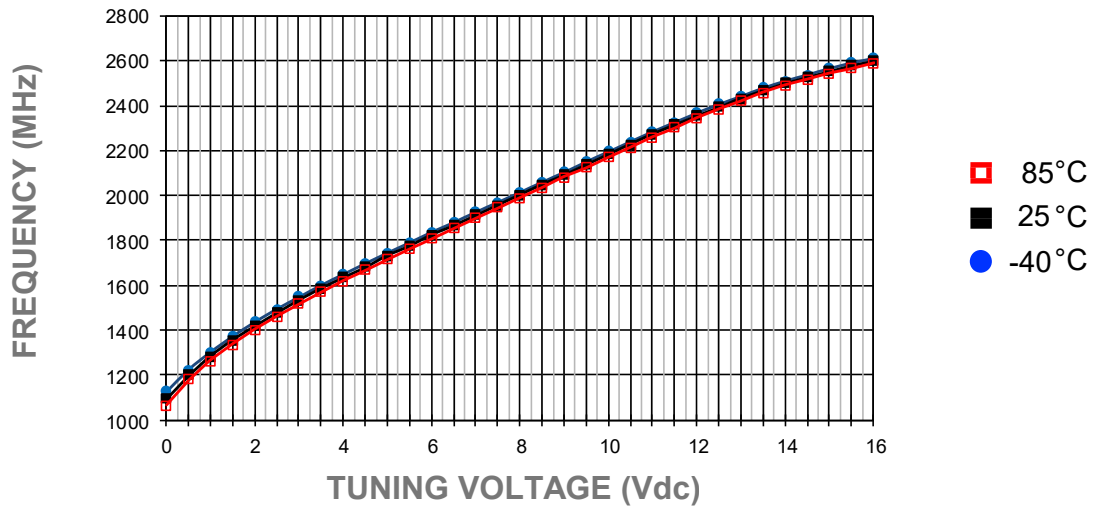


| Performance Specifications | Min | Typ | Max | Units |
|--|--------------|-----|------|--------------------|
| Oscillation Frequency Range | 1400 | | 2400 | MHz |
| Phase Noise @ 10 kHz offset (1 Hz BW) | | -95 | | dBc/Hz |
| Harmonic Suppression (2nd) | | -20 | -17 | dBc |
| Tuning Voltage | 1 | | 16 | Vdc |
| Tuning Sensitivity (avg.) | | 95 | | MHz/V |
| Power Output | 4 | 8 | 12 | dBm |
| Load Impedance | | 50 | | Ω |
| Input Capacitance | | | 500 | pF |
| Pushing | | | 10 | MHz/V |
| Pulling (14 dB Return Loss, Any Phase) | | | 10 | MHz |
| Operating Temperature Range | -40 | | 85 | $^{\circ}\text{C}$ |
| Package Style | MINI-16HL-SM | | | |

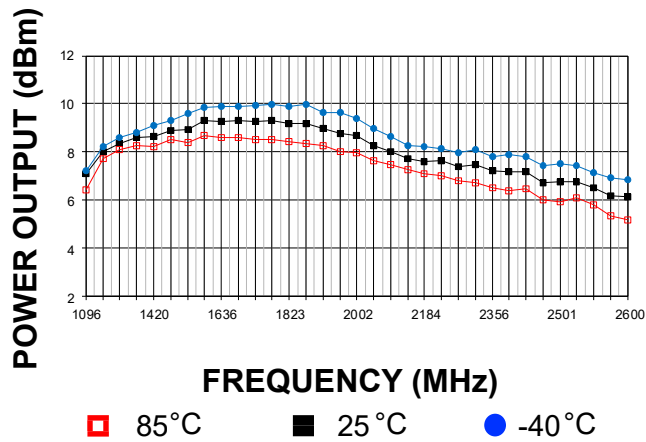
| Power Supply Requirements | Min | Typ | Max | Units |
|----------------------------|-----|-----|-----|-------|
| Supply Voltage (Vcc, nom.) | | 12 | | Vdc |
| Supply Current (Icc) | | 33 | 40 | mA |

Additional Notes

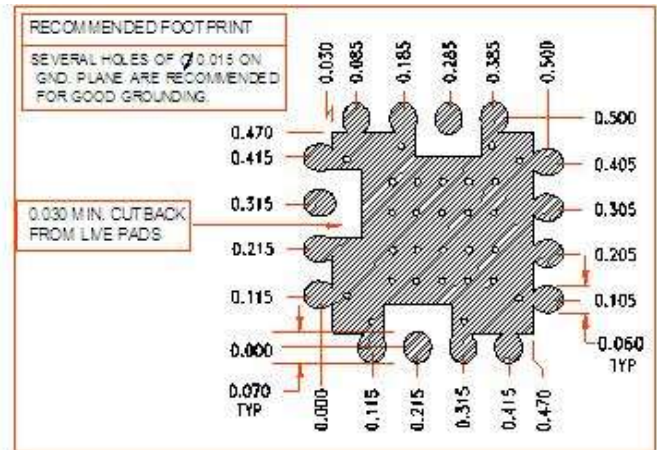
Tuning Curve, typ.



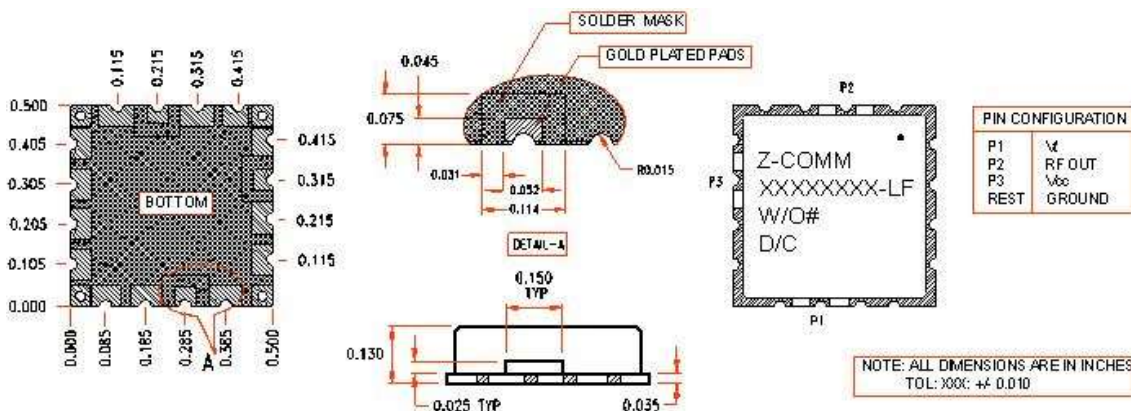
Power Curve, typ.



Footprint



Physical Dimensions



LFSuffix = RoHS Compliant. All specifications are subject to change without notice.